



St Bernadette's Reading Curriculum Overview

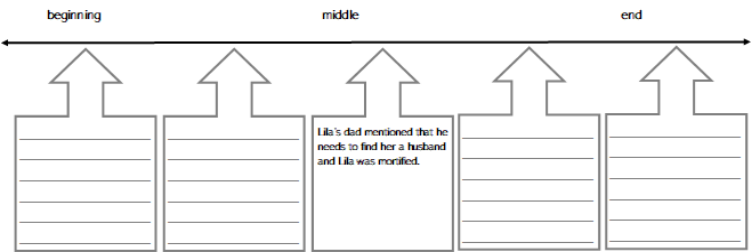
At St Bernadette's our reading curriculum is supported by the Are You Really Reading? Framework. The framework uses five techniques to support pupils to delve deeper into texts and build their comprehension skills, helping them to fully understand what they are reading.

The five strands of Are You Really Reading? are:

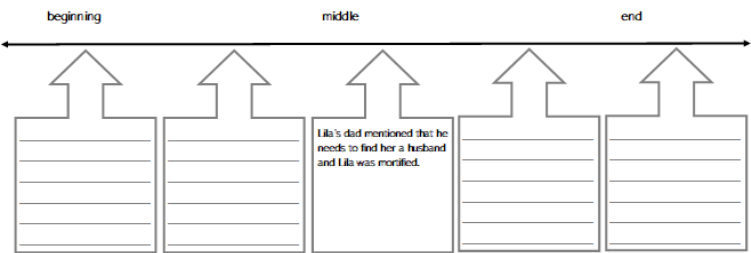
TIMELINES	HASHTAGS	EMOJIS	MOST IMPORTANT ELEMENTS:	SCAFFOLDING:
Using timelines as a visual tool for students to record 5 key events from the text, helping them develop a chronological understanding	Summarising what's been read using hashtags. This approach encourages students to create short, 6-word or less summaries with a focus on creativity, wordplay, and references to popular sayings or song lyrics.	Inferring characters' emotions using emojis and providing evidence from the text to justify their inferences. This strategy promotes emotional intelligence and self-expression while honing the skill of identifying feelings in the text	Identifying the top 5 significant events or themes from the text. This method sparks engaging discussions among students, as they compare similarities and differences in their choices, leading to a shared reading experience.	Summarising impressions of chunks of text. Students support their answers with evidence from the reading material.

Examples:

Timelines:



What is your 6 or less word hashtag for the extract?



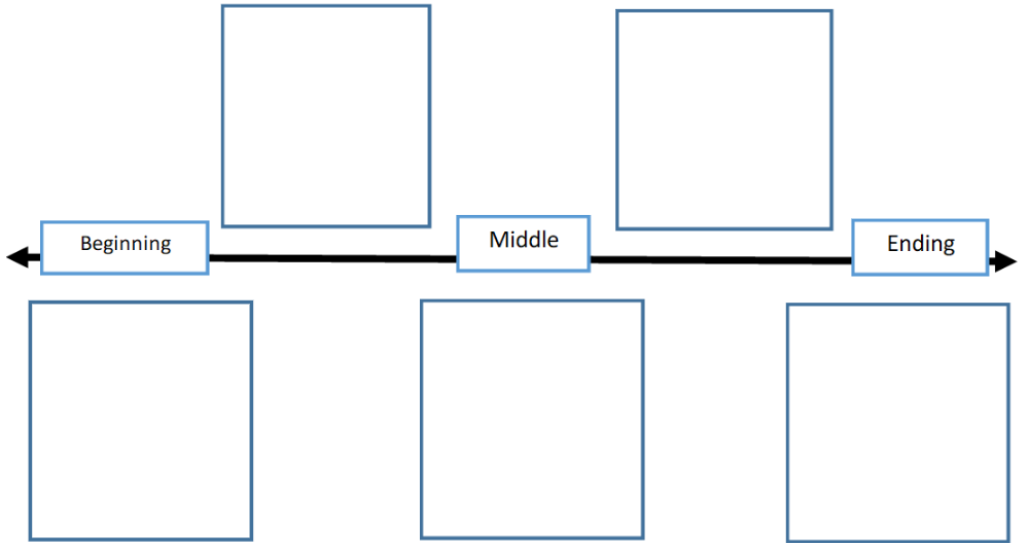
What is your 6 or less word hashtag for the extract?

2. Can you choose the 3 most important events in these two chapters and order them from most important to least important?

1. _____

2. _____

3. _____



Hashtags:

Think of 3 hashtags to summarise what is happening in this paragraph.

Lyric	Emotion
"I used to bite my tongue and hold my breath"	
"You held me down, but I got up"	
"I stood for nothing, so I fell for everything"	
"I got the eye of the tiger, a fighter"	

Summarise the message of the song using 5 different hashtags

1.
2.
3.
4.
5.

1. Can you hashtag what we have read today? No more than 6 words!
#

2. Can you timeline 5 of the key events in the chapters 14-17?

1.	2.	3.	4.	5.

Hashtags

Can you use 6 words or less to summarise each of these events in Chapters 11-13.

Event	Hashtags
Chapter 11: Mr Twit cut the string and Mrs Twit started to float away.	#
Chapter 12: Mrs Twit starts to bite the strings to stop herself going up.	#
Chapter 13: She silently floats down and scares Mr Twit.	#

Emojis:

1. Identify different emotions of the characters throughout the extract.

Emotion	Event

2. Why do you think the Prince never stayed long in each town?

Plot the thoughts and feelings of each character for different events.





Event	Rose	Arthur
When they first get to the attic.		
Grandad asks if they like their attic surprise.		
Grandad telling them it will be a den.		
When they start to clean.		

Rose and Arthur's reactions to their surprise differed.
Describe their reactions.
Arthur

Rose

Emojis


Find the evidence in these chapters of when these characters felt these ways.

Character	Emotion	Evidence
Mr and Mrs Twit		
Mr Twit		
Mr and Mrs Twit		
Fred and everyone else		

Most Important Events:

The 5 most important things

List the 5 most important parts/themes from the book so far

<p>Most important</p>  <p>Least important</p>	1.
	2.
	3.
	4.
	5.

Scaffolding:

Impression of Summer	Evidence from the extract
Summer is kind and caring.	<hr/> <hr/>
Summer is genuine.	<hr/> <hr/> <hr/>
Summer is special and rare.	<hr/> <hr/>

Impression of Jack	Evidence from the extract
Jack is relaxed.	<hr/> <hr/>
Jack is considerate and is empathetic.	<hr/> <hr/>
Jack is genuine, he does not pretend to be kind.	<hr/> <hr/>

What impression do you get of Cinderella and Lumpkin's relationship?

Use evidence from the text to support your answer.

[illegible]